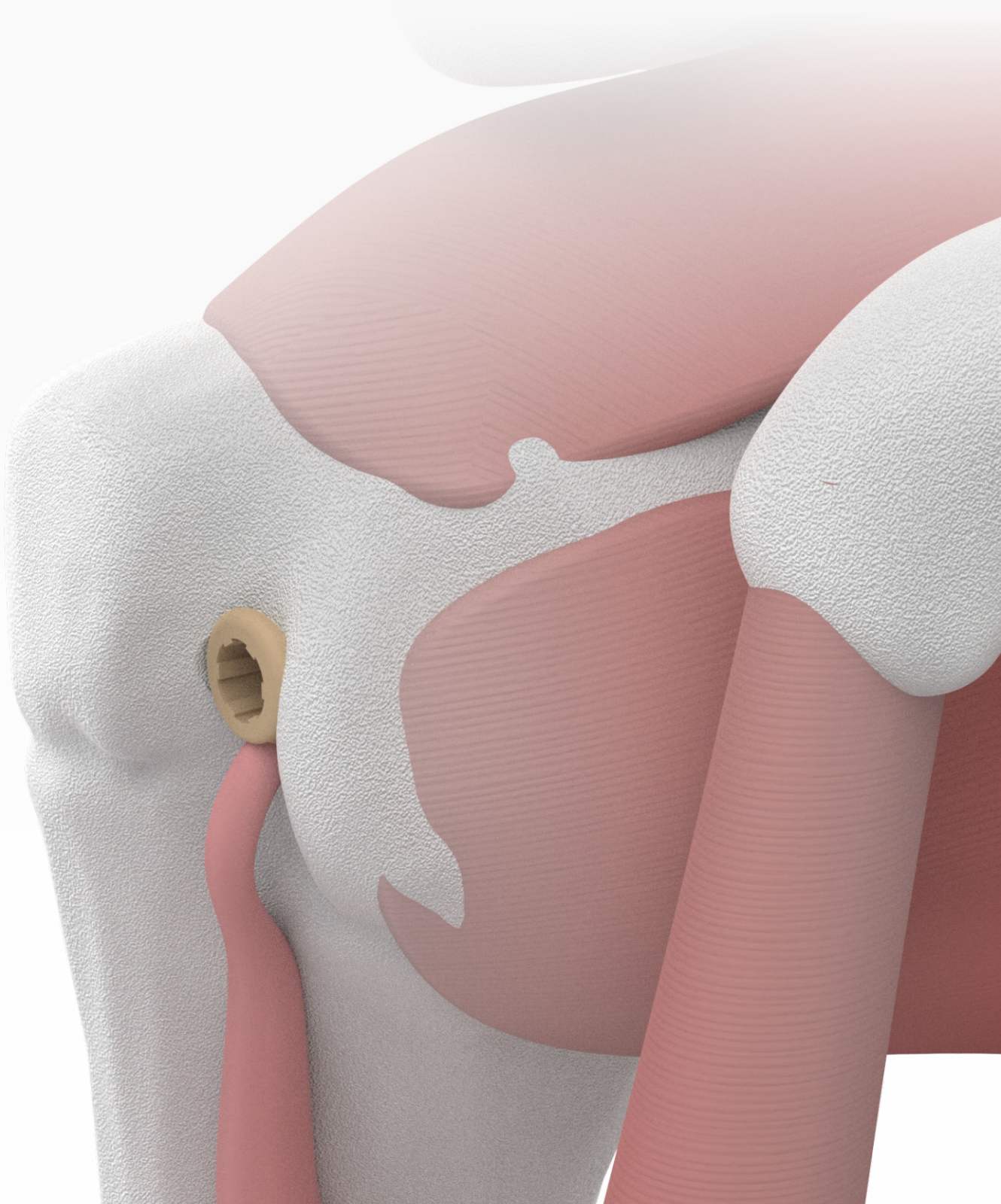


Surgical Technique

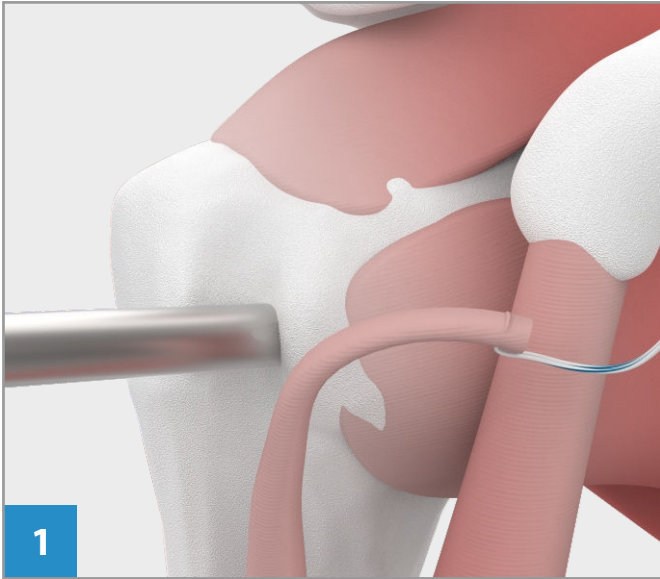
Biceps Tenodesis Repair using Tendo PEEK Screw-in Anchor



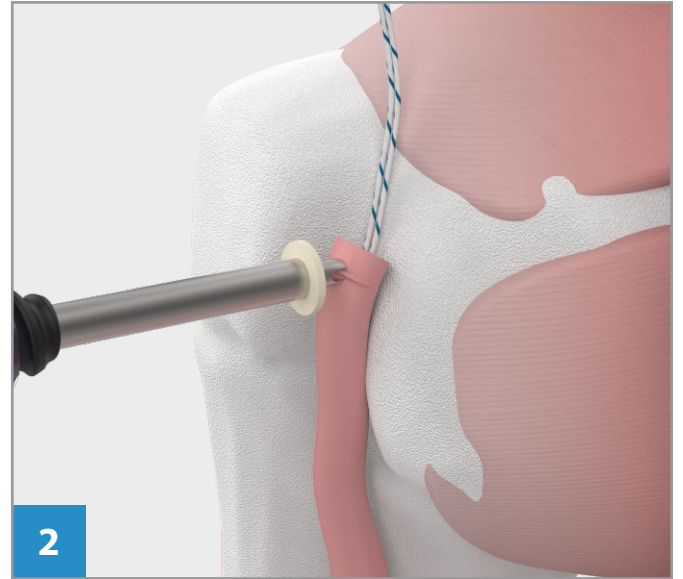
PRODUCT OVERVIEW



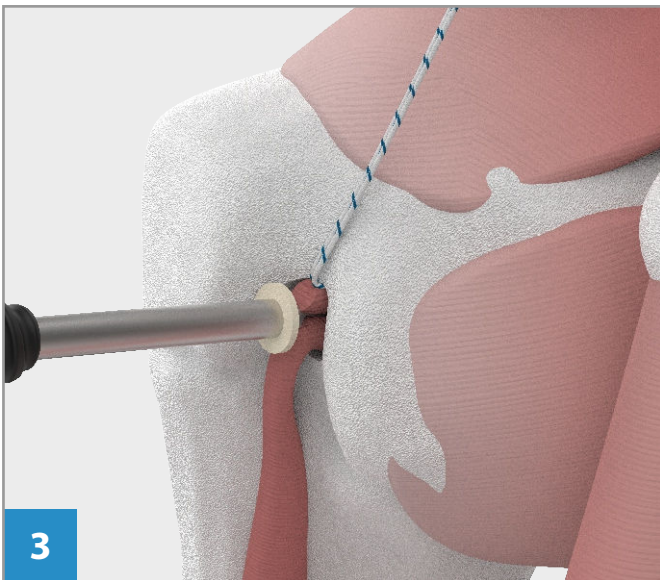
AUXILOCK® Tendo PEEK CF/PEEK OPTIMA Screw-In Anchor is ideal for proximal biceps tenodesis repair. It is available in 7.0, 8.0 and 9.0mm diameters with PEEK CF interference/tenodesis screw and PEEK OPTIMA eyelet. The Eyelet is specifically designed to hold the biceps tendon at the bottom of the drill hole. After fixing up the tendon into the drill hole, it can be locked into the bone by advancing the tenodesis screw. The anchor is designed to save steps and minimize the length of the procedure.



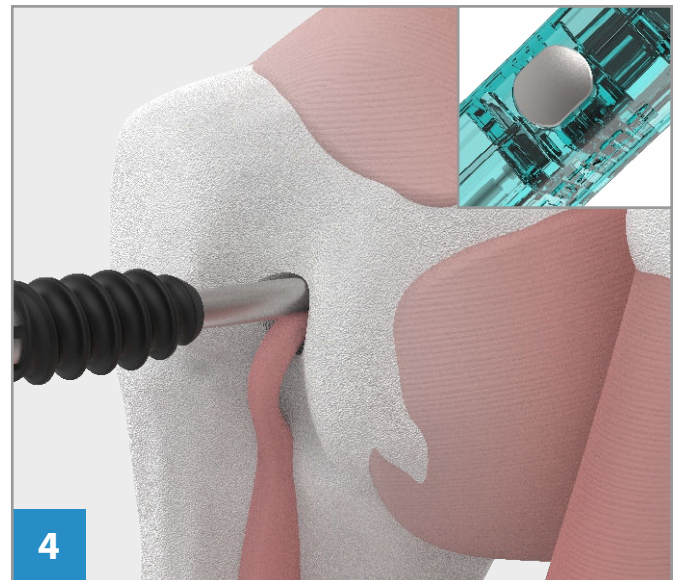
Place a tag stitch through the biceps tendon and resect the tendon at its insertion. Create a bone socket with the Ø7.0mm Tocar Tip Headed Reamer Drill to a depth of 20mm.



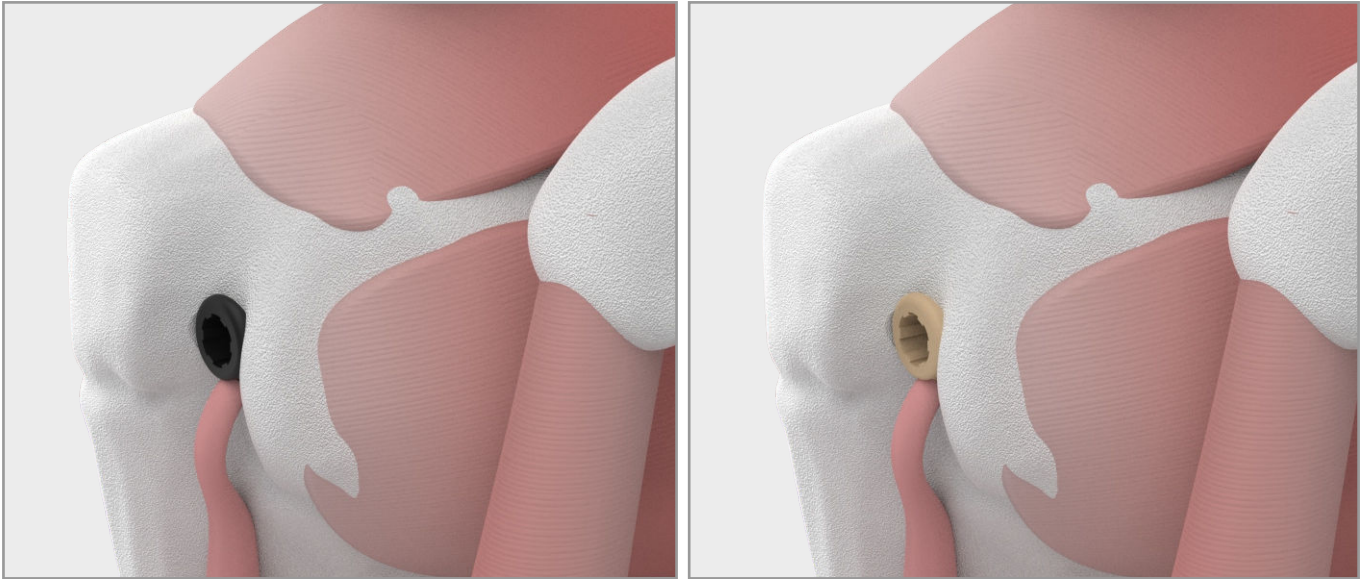
Use the targeting tip of the Tendo PEEK CF Anchor to engage the tendon.



Advance the tendon into the bone socket by applying a downward force on the Tendo handle. Seating of the tendon is aided by the PEEK tendon washer.



Once the tendon is advanced to depth and tension is achieved, press the activation button while maintaining downward pressure to release the inner shaft.



Insert the Tendo PEEK CF screw by applying downward force and rotating clock-wise. Once tendon fixation is achieved, pull straight back to remove the handle and release the tendon washer.

ORDERING INFORMATION

PEEK OPTIMA

Code	Product Description
6-042-01	AUXILOCK [®] Tendo 7.0mm x 15mm PEEK OPTIMA Screw-In Anchor
6-042-02	AUXILOCK [®] Tendo 8.0mm x 15mm PEEK OPTIMA Screw-In Anchor
6-042-03	AUXILOCK [®] Tendo 9.0mm x 15mm PEEK OPTIMA Screw-In Anchor

PEEK CF

Code	Product Description
6-043-01	AUXILOCK [®] Tendo 7.0mm x 15mm PEEK CF Screw-In Anchor
6-043-02	AUXILOCK [®] Tendo 8.0mm x 15mm PEEK CF Screw-In Anchor
6-043-03	AUXILOCK [®] Tendo 9.0mm x 15mm PEEK CF Screw-In Anchor

RECOMMENDED INSTRUMENTATION

Code	Product Description
7-013-58	Graft Sizer, 6.0mm to 9.0mm (1.0mm Steps)
7-013-59	Ø6.0mm Tocar Tip Headed Reamer
7-013-60	Ø7.0mm Tocar Tip Headed Reamer
7-013-61	Ø8.0mm Tocar Tip Headed Reamer
7-013-62	Ø9.0mm Tocar Tip Headed Reamer



USA

Auxein Inc.

1500 Nw 89th Court, Suite 107-108
Doral, Florida 33172
Tel: +1 305 395 6062
E Fax: +1 305 395 6262
Email: USoffice@auxein.com

MEXICO

Auxein México, S.A. de C.V.

Tepic 139 int 801, Colonia Roma Sur,
Alcaldía Cuauhtémoc, CDMX,
México, C.P. 06760
Tel: +521 55 7261 0318
Email: info@auxein.mx

INDIA

Auxein Medical Pvt. Ltd.

Plot No. 168-169-170, Phase-4,
Kundli Industrial Area,
HSIIDC, Sector-57, Sonapat - 131028, Haryana
Tel: +91 99106 43638 | Fax: +91 86077 70197
Email: info@auxein.com