


Surgical Technique

Menisco Inside Out Meniscal Repair Technique





Menisco Inside Out Meniscal Repair Technique



1 Needle Pusher – Used To Push Needle Through Lumen For Meniscal Repair.

2 Pre-Bent Single Lumen Cannula – Pre-Bent Single Lumen Cannulas Facilitates Easy & Efficient Access To Meniscal Pathologies.



3 Meniscal Repair Needle – Stainless Steel Flexible Needles Pass Easily Through Lumen For Meniscal Repair.

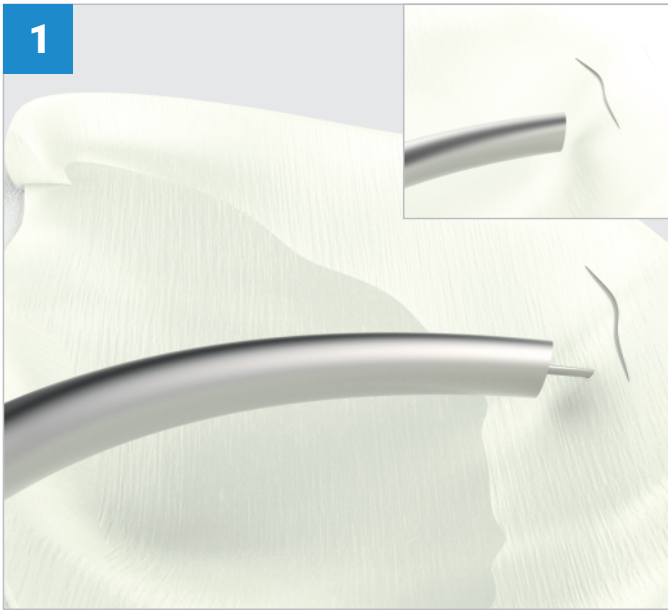
4 Bender For Lumen – Facilitates Bending Of Lumen To Required Angles.



5 Knot Pusher – Used To Push Knot.

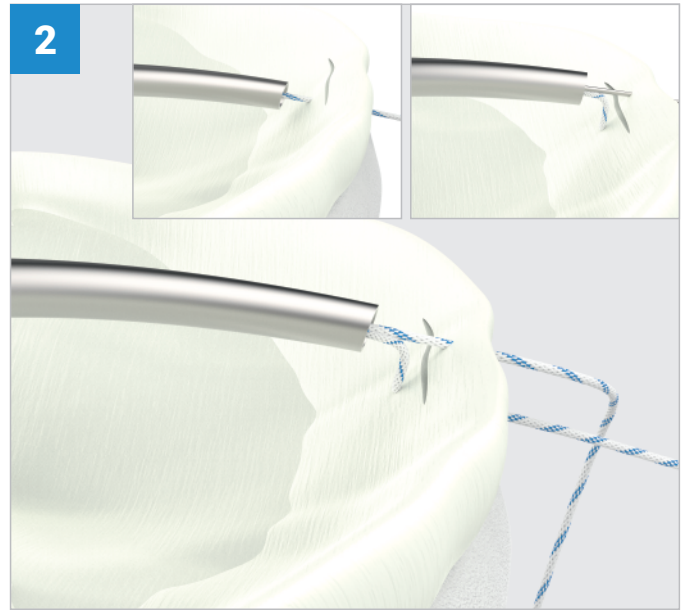
Select The Appropriate Lumen Depending On The Location. Five Pre-Bent Lumens Facilitates Multitudes Of Options For Guiding Meniscal Repair Needles Safely Away From Neurovascular Structures

The Lumen May Be Inserted Through A Small Incision , It Can Serve As A Needle Guide When An Inside –Out Procedure Is Being Performed.




Step 1- Place a single lumen cannula through the appropriate arthroscopic portal.

- The long flexible needles can be passed through the cannula by an assistant and slowly progressed at 1 cm increments until visualized at the medial or lateral incision through the retractor



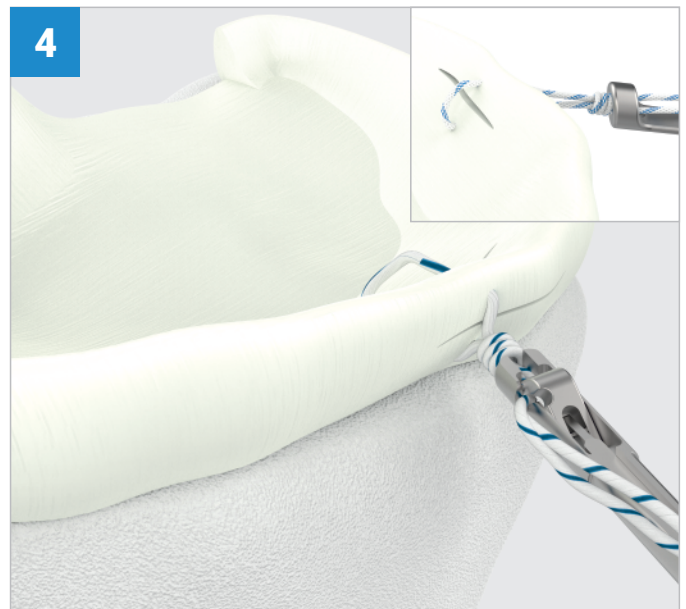
Step 2- Capture the needles one at a time as they pass through the capsule and cut the suture free from the needles.

- Be sure not to pull either suture all the way through until both needles are passed.
- Keep each pair of sutures together for later repair with the knee in full extension.




Step 3- Tension then tie the sutures over the capsule.

- The sutures are tensioned to simulate the tying. the knee is then brought into extension during the suture tying so that the capsule is not tightened.
- Ensure that the sutures are directly on the capsule prior to suture tying.



Step 4- Use Suture Cutter & Knot Pusher.

- Use Knot Pusher And Suture Cutter To Push The Knot Inside The Capsule And Cut Suture.



Final Wound Closure.

Ordering Information

Code	Product Description
6-047-01	AUXILOCK® MENISCO Inside-Out Meniscal Repair Needle with #2-0 BioBraid: White/Blue, Length 36in, Needle Length 25cm
6-047-02	AUXILOCK® MENISCO Inside-Out Meniscal Repair Needle with #0 BioBraid: White/Blue, Length 36in, Needle Length 25cm
6-047-03	AUXILOCK® MENISCO Inside-Out Meniscal Repair Needle with 1.0mm Suture Tape: White/Blue, Length 36in, Needle Length 25cm

Related Instrumentation

Code	Product Description
7-156-01	Single Lumen Cannula for Meniscal Repair, Straight
7-156-02	Single Lumen Cannula for Meniscal Repair, 10° Curve
7-156-03	Single Lumen Cannula for Meniscal Repair, 20° Curve
7-156-04	Single Lumen Cannula for Meniscal Repair, 30° Curve
7-156-05	Single Lumen Cannula for Meniscal Repair, 40° Curve
7-156-06	Bender for Cannula
7-156-07	Needle Pusher
7-156-08	Slotted Cannula
7-156-09	Knot Pusher for Meniscal Repair
7-156-10	Curved Probe for Meniscal Repair
7-156-11	Diamond Rasp, 45° for Meniscal Repair
7-156-12	Diamond Rasp, 90° for Meniscal Repair
7-156-13	Ring Curette for Meniscal Repair
7-156-14	Knot Pusher with Suture Cutter for Meniscal Repair

MENISCO INSIDE-OUT MENISCAL REPAIR SYSTEM INSTRUMENT SET

7-156-01

Single Lumen Cannula for Meniscal Repair, Straight



7-156-02

Single Lumen Cannula for Meniscal Repair, 10° Curve



7-156-03

Single Lumen Cannula for Meniscal Repair, 20° Curve



7-156-04

Single Lumen Cannula for Meniscal Repair, 30° Curve



7-156-05

Single Lumen Cannula for Meniscal Repair, 40° Curve



7-156-06
Bender for Cannula



7-156-07
Needle Pusher



7-156-08
Slotted Cannula



7-156-09
Knot Pusher for Meniscal Repair



7-156-10
Curved Probe for Meniscal Repair



7-156-11
Diamond Rasp, 45° for Meniscal Repair



7-156-12
Diamond Rasp, 90° for Meniscal Repair




7-156-13
Ring Curette for Meniscal Repair



OPTIONAL INSTRUMENTATION

7-156-14
Knot Pusher with Suture Cutter for Meniscal Repair

Single Use & Available in STERILE EO



USA

Auxein Inc.

1500 Nw 89th Court, Suite 107-108
Doral, Florida 33172
Tel: +1 305 395 6062
E Fax: +1 305 395 6262
Email: USoffice@auxein.com

MEXICO

Auxein México, S.A. de C.V.

Tepic 139 int 801, Colonia Roma Sur,
Alcaldía Cuauhtémoc, CDMX,
México, C.P. 06760
Tel: +521 55 7261 0318
Email: info@auxein.mx

INDIA

Auxein Medical Pvt. Ltd.

Plot No. 168-169-170, Phase-4,
Kundli Industrial Area,
HSIIDC, Sector-57, Sonapat - 131028, Haryana
Tel: +91 99106 43638 | Fax: +91 86077 70197
Email: info@auxein.com