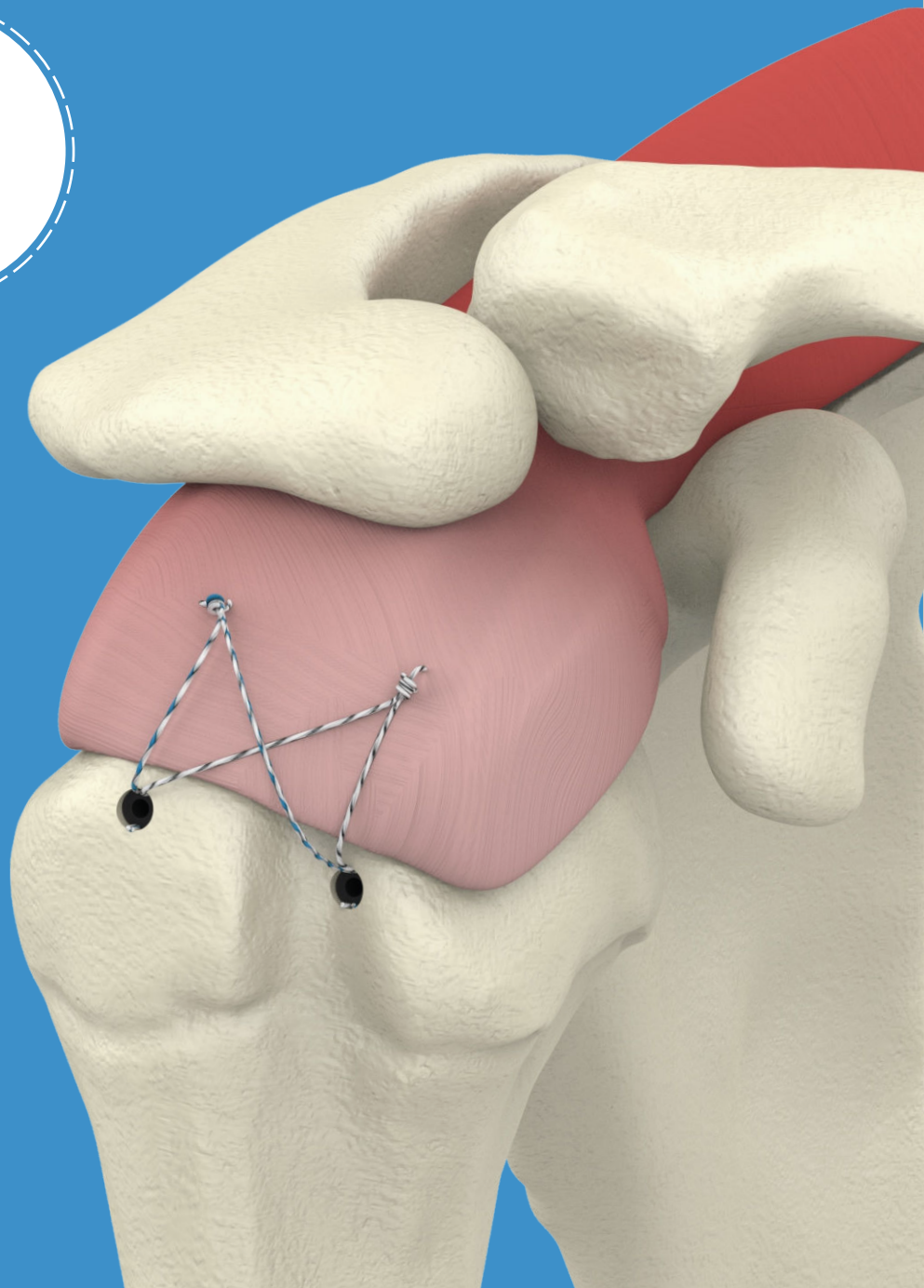



Surgical Technique

Knotless PEEK Push-In Suture Anchor



About us

Auxein Medical is an integrated, research based, orthopaedic Implants & instruments manufacturing company, producing a wide range of quality, affordable generic implants, trusted by healthcare professionals and patients across geographies. It is the Company's constant endeavor to provide a wide basket of generic and our innovator products that exceed the highest expectations of customers in term of quality and safety. The company has world-class manufacturing unit established in india and serves customers in over 80 countries worldwide.

Achievements

- US FDA 510K Cleared (Arthroscopy | Spine | Nailing | Locking Plates | Screws)
- EC Certificate - Class IIa & IIb
- MDSAP Certificate
- ISO 13485:2016
- ISO 9001:2015
- India FDA Approved
- India MDR 2017



80+
Countries
Covered



150+
Distributors
Network



1200+
Implants
Range



20M+
Patients
Treated



Disclaimer

All content herein is protected by copyright, trademarks and other intellectual property rights, as applicable, owned by or licensed to Auxein Medical or its affiliates unless otherwise indicated, and must not be redistributed, duplicated or disclosed, in whole or in part, without the express written consent of Auxein Medical.

This material is intended for health care professionals. Distribution to any other recipient is prohibited.

For indications, contraindications, warnings, precautions, potential adverse effects and patient counselling information, see the package insert or contact your local representative; visit www.auxein.com for additional product information.

Auxein Medical does not practice medicine. This technique was developed in conjunction with health care professionals. This document is intended for surgeons and is not intended for laypersons. Animations and virtual reality are provided as a visual guide based on surgical techniques; a written copy of the surgical technique is available at www.auxein.com or from your local representative. Each surgeon should exercise his or her own independent judgment in the diagnosis and treatment of an individual patient, and this information does not purport to replace the comprehensive training surgeons have received. As with all surgical procedures, the technique used in each case will depend on the surgeon's medical judgment as the best treatment for each patient. Results will vary based on health, weight, activity and other variables. Not all patients are candidates for this product and/or procedure.

©2022 Auxein Medical.



Organised by:  **Auxein**

Contents

Product Overview	01
Indications	02
Surgical Technique	03-08
Ordering Information	08
Recommended Instrumentation	09-12

Knotless PEEK Push-In Suture Anchor

PRODUCT OVERVIEW



AUXILOCK® knotless push-in anchors provide a step-saving alternative to conventional knotted suture anchors. AUXILOCK® knotless push-in anchors are recommended for use in both large and small-joint soft tissue repairs. PEEK CF Push-In Suture Anchors consists of carbon fibre-reinforced PEEK OPTIMA whereas PEEK OPTIMA Push-In Suture Anchors consists of PEEK OPTIMA. They available in a variety of diameters of 4.5mm and 5.5mm providing intra operative flexibility. It is non-absorbable, radiolucent, and MR safe. The knotless technology of Push-in anchor also eliminates knot stacks associated with soft tissue irritation. The anchor is available with and without driver. The 4.5/5.5mm knotless anchor driver provided separately in the instrument set. It is reusable driver minimizes the cost of the surgery unlike the pre-loaded suture anchors.

INDICATION

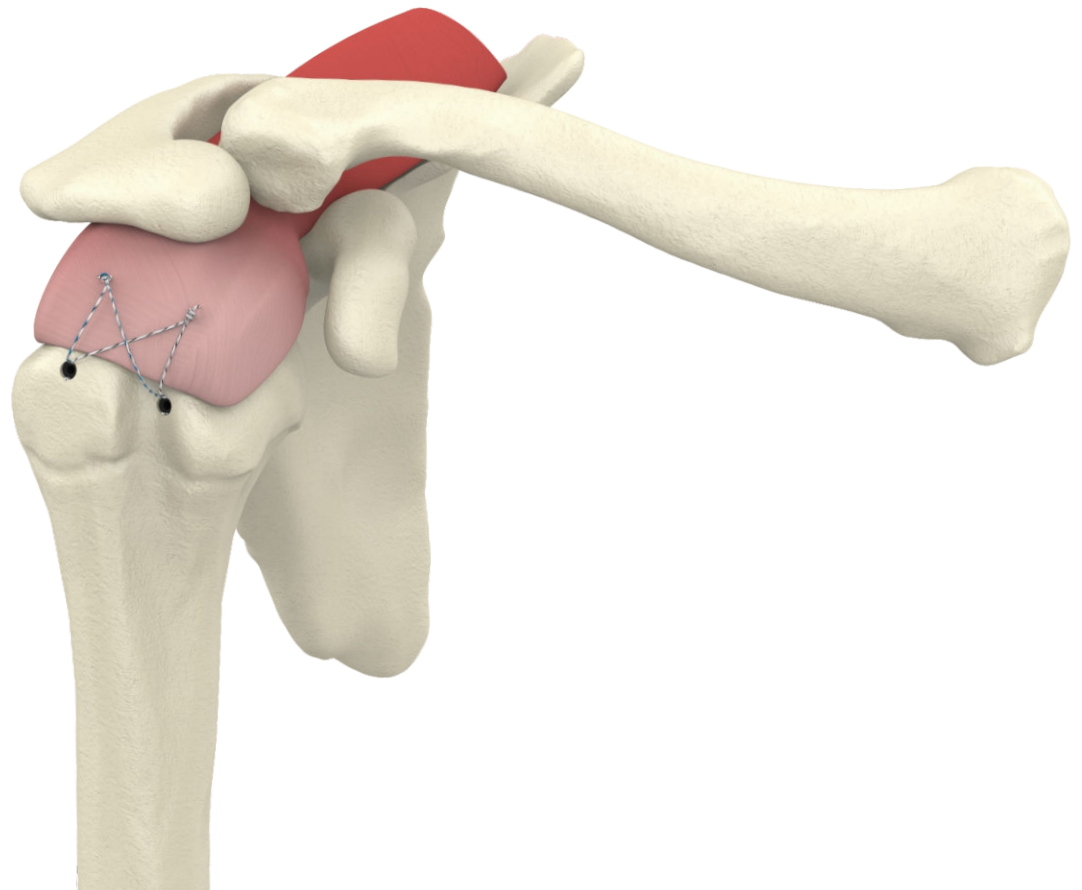
Shoulder: Bankart Lesion Repair, SLAP Lesion Repair, Acromio-Clavicular Separation Repair, Capsular Shift or Capsulolabral Reconstruction, Deltoid Repair, Rotator Cuff Repair, Biceps Tenodesis.

Foot & Ankle: Medial/lateral Repair and Reconstruction, Midfoot Reconstruction, Hallux Valgus Reconstruction, Metatarsal Ligament Repair, Achilles Tendon Repair.

Elbow: Ulnar or Radial Collateral Ligament Reconstruction, Lateral Epicondylitis Repair, Biceps Tendon Reattachment.

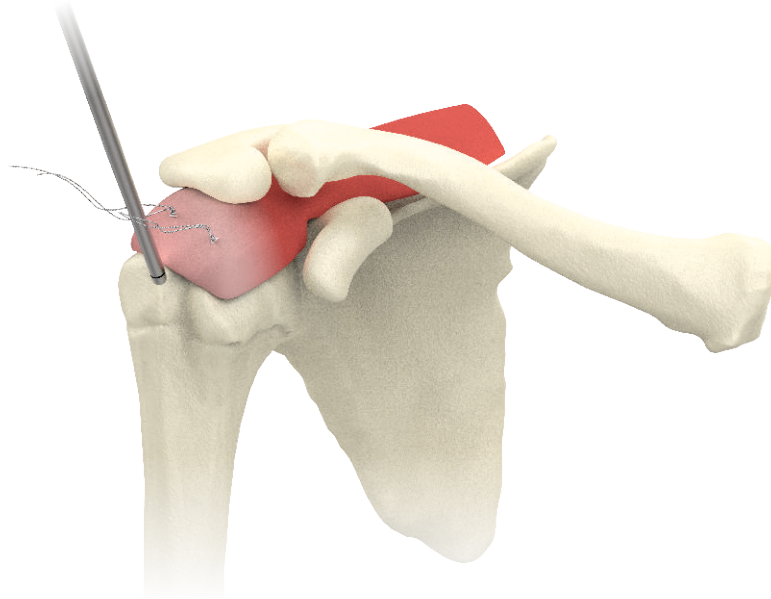
Knee: Medial Collateral Ligament Repair, Lateral Collateral Ligament Repair, Posterior Obliqu Ligament Repair, Extra Capsular Reconstruction, Iliotibial Band Tenodesis, Patellar Ligament and Tendon Avulsion Repair.

Hand & Wrist: Scapholunate Ligament Reconstruction, Ulnar or Radial Collateral Ligament Reconstruction, TFCC.

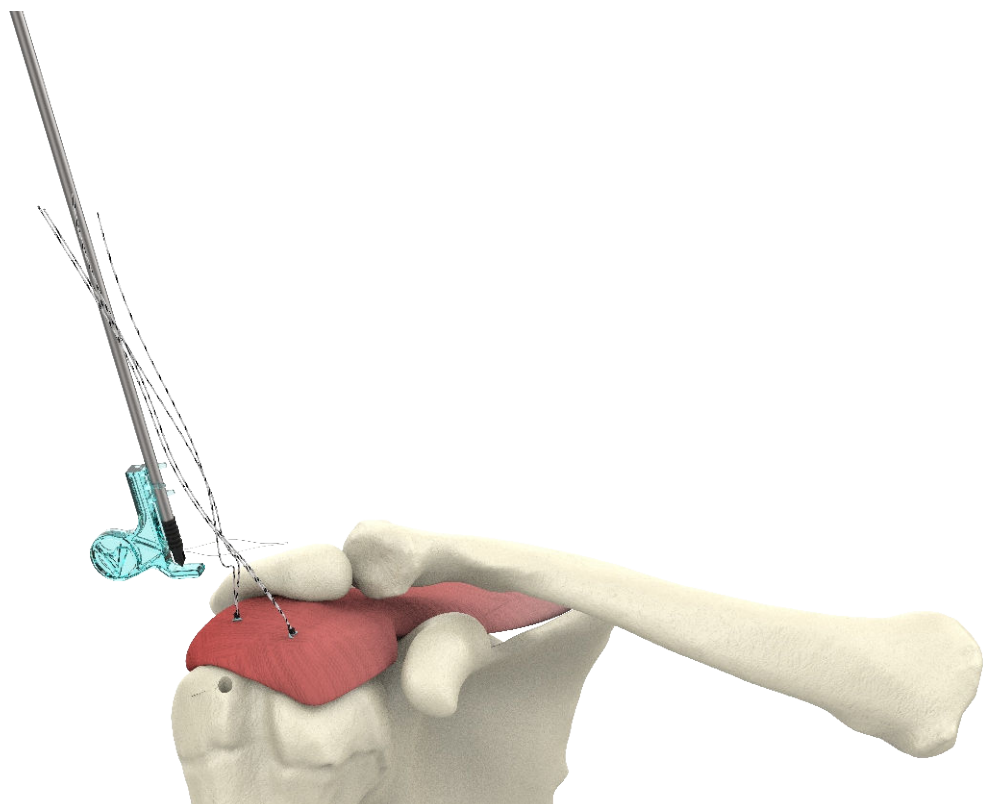


SURGICAL TECHNIQUE

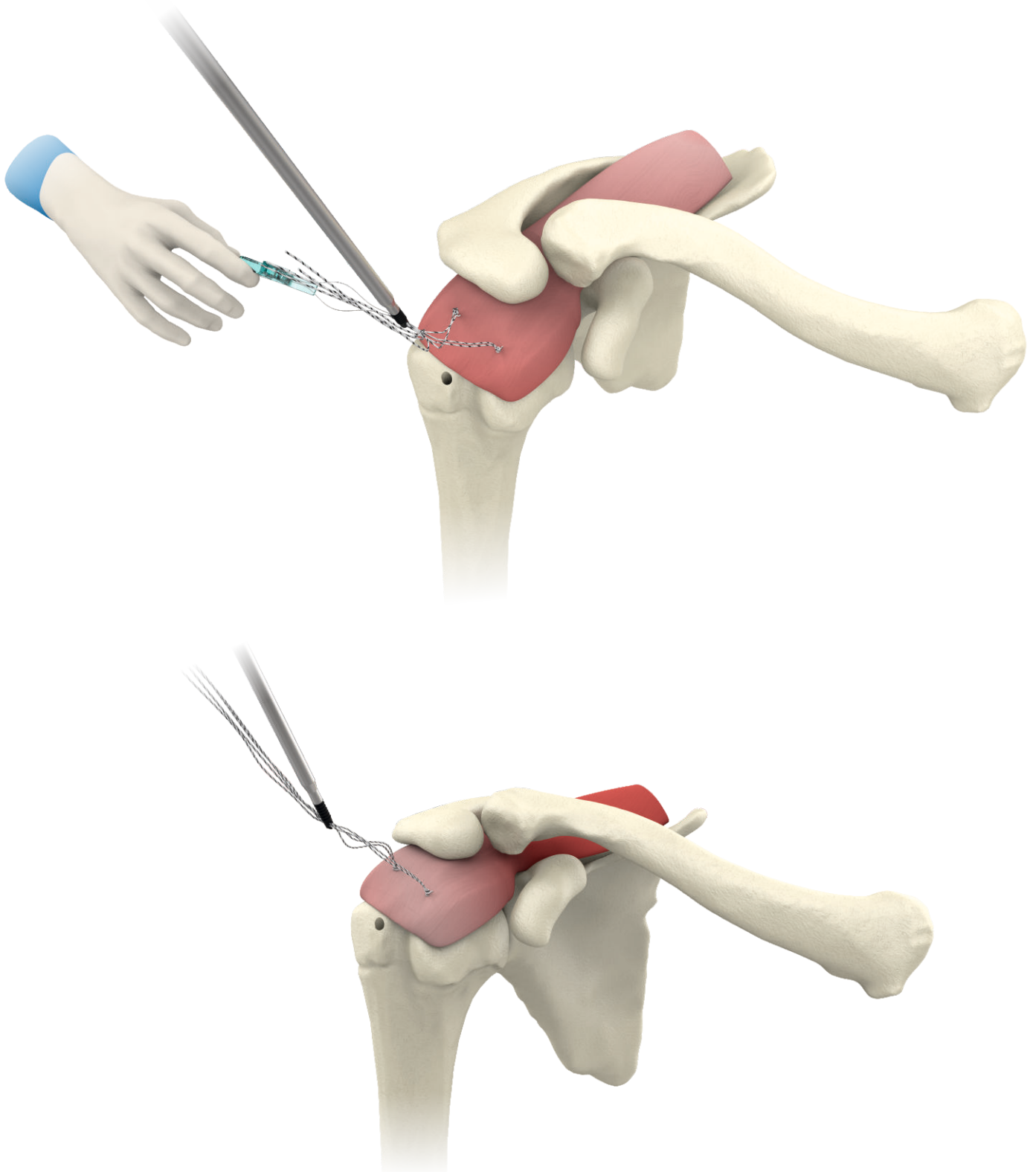
After the initial single row repair is completed with Auxein's Drawtight, Pushin or Titanium anchors at the medial side, debride the lateral side of the rotator cuff injury & make a pilot hole into the bone using an **Awl (7-013-23 or 7-013-24)**. Make a hole upto the laser mark on the awl.



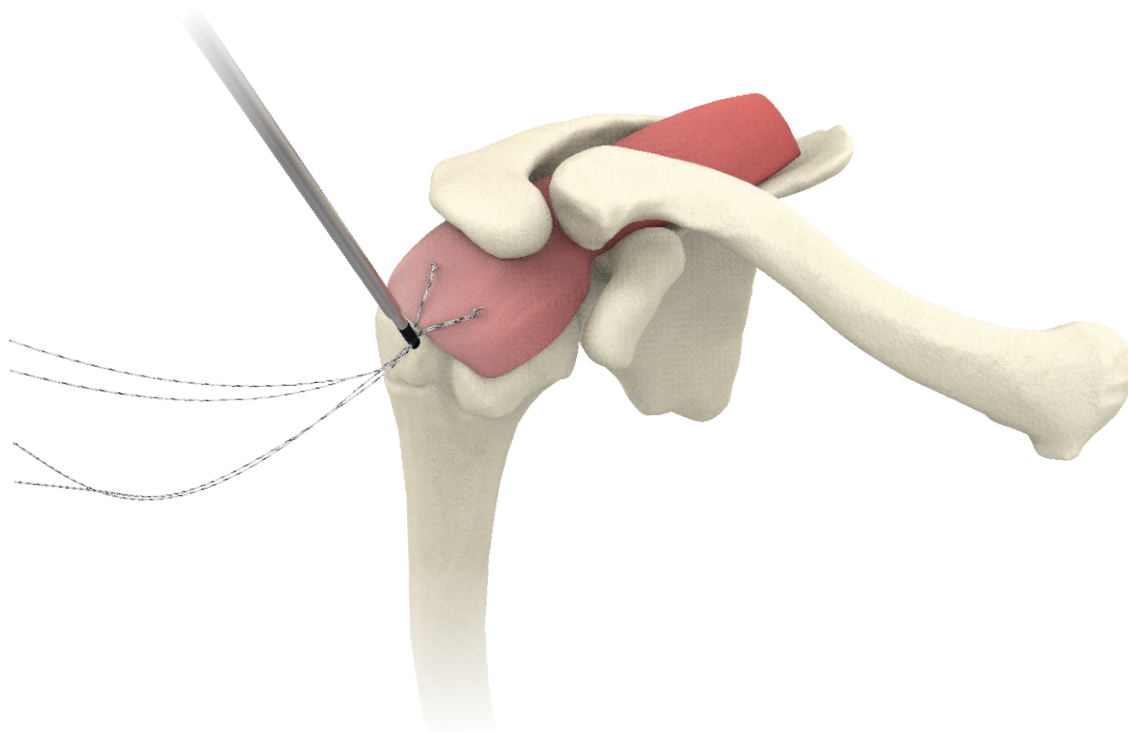
load all the sutures coming from medial row anchors into the loop of the suture passer.



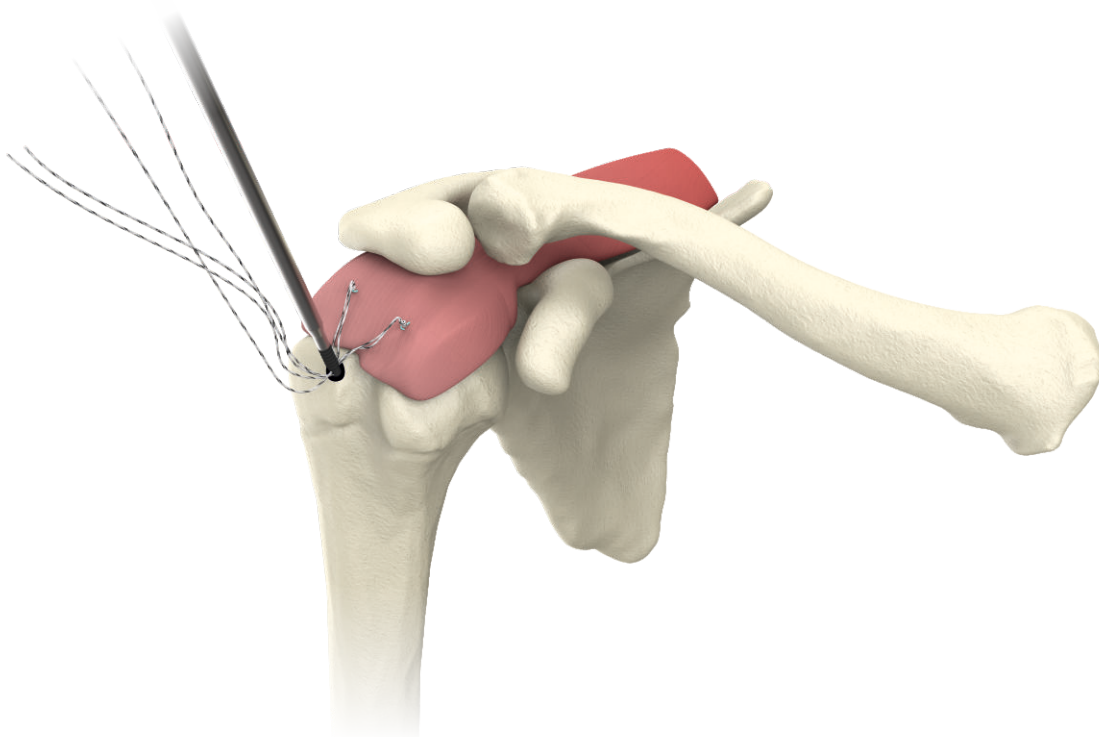
With the help of this suture passer pull the loaded sutures across the eyelet of the Knotless anchor.
(The AUXILOCK Knotless Push-In Anchor anchor can load up to 4 USP#2 sutures).



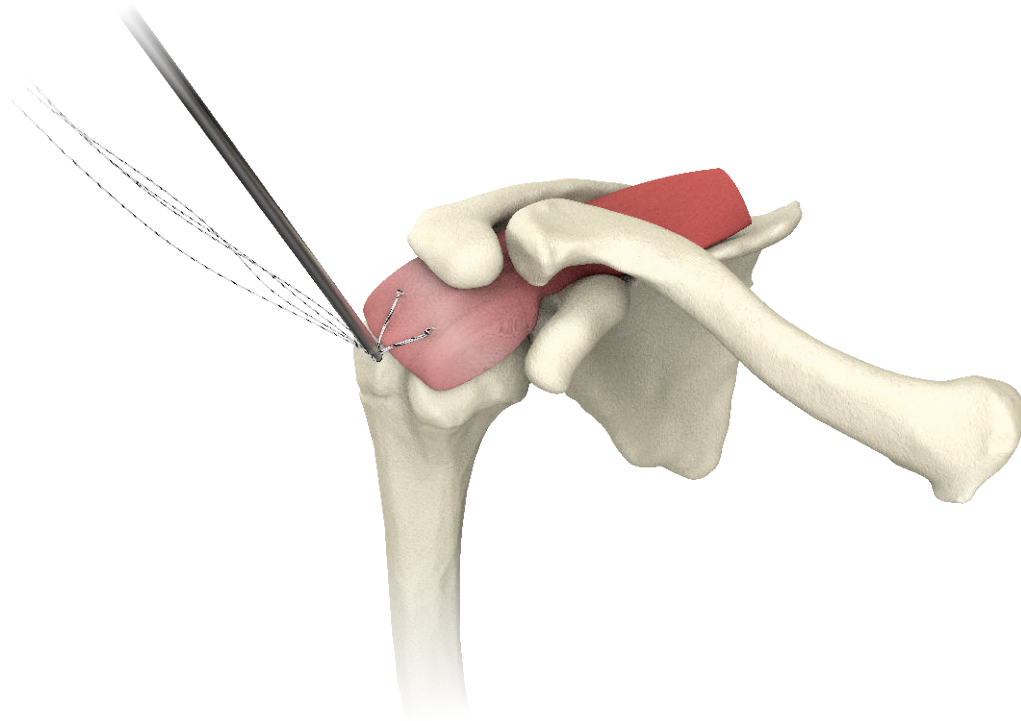
Place the loaded Knotless anchor at the hole.



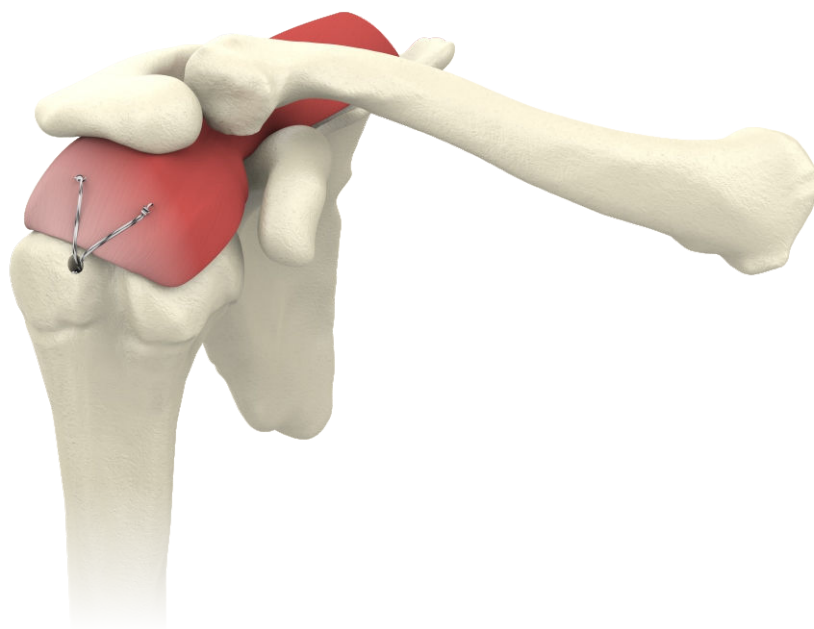
Gently pull each suture and remove any suture slack before inserting the anchor. Final tension will be achieved after the insertion is completed.



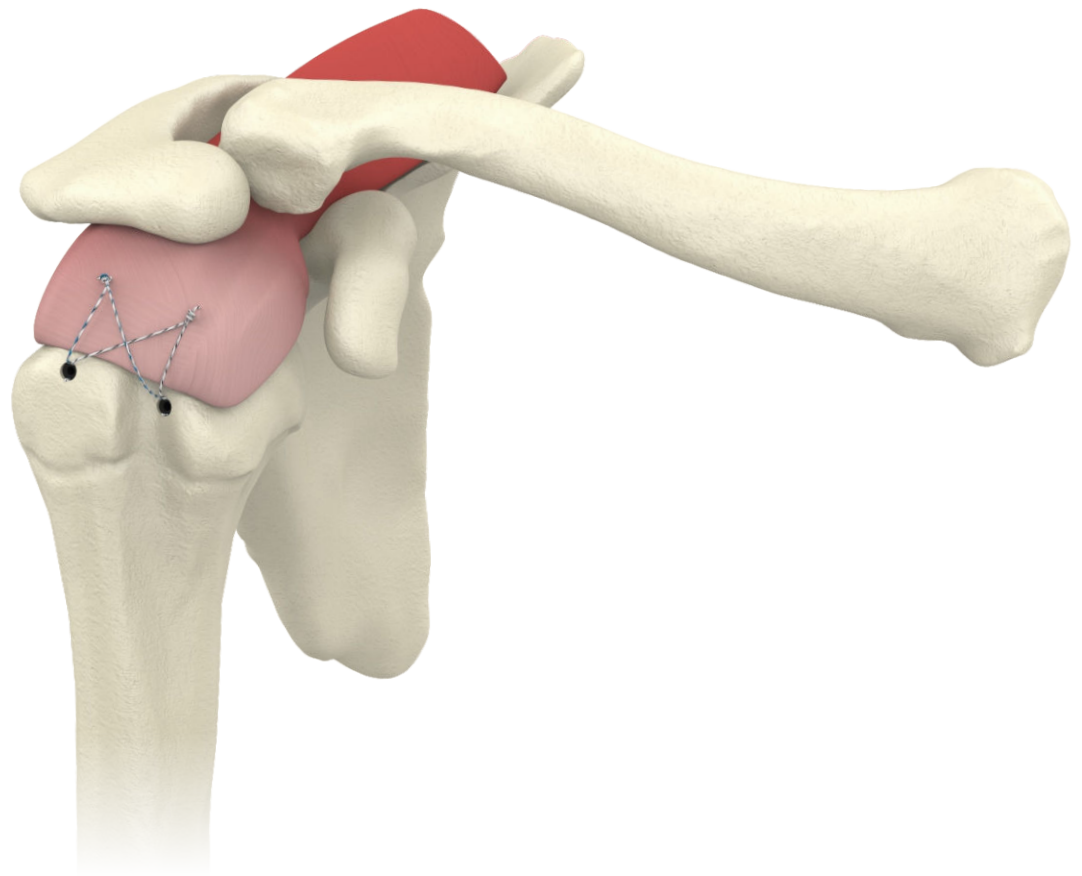
While centering the anchor in the hole, tap it with a **Hammer (7-013-44)** to insert the anchor deep inside the hole until the mark on the handle is flush with the bone surface.



Gently pull the driver and remove it. cut off the excess suture using suture cutter (7-013-43), the repair is now complete.



Some surgeons prefer knot tying others don't. Various techniques can be used depending on Surgeon's preference.



ORDERING INFORMATION

Knotless PEEK Push-In Suture Anchor

Code	Product Description
6-003-04	AUXILOCK [®] 4.5mm Knotless PEEK CF Push-In Suture Anchor With Suture Passer
6-003-05	AUXILOCK [®] 5.5mm Knotless PEEK CF Push-In Suture Anchor With Suture Passer
6-003-14	AUXILOCK [®] 4.5mm Knotless PEEK CF Push-In Suture Anchor With Driver, With Suture Passer
6-003-15	AUXILOCK [®] 5.5mm Knotless PEEK CF Push-In Suture Anchor With Driver, With Suture Passer
6-031-04	AUXILOCK [®] 4.5mm Knotless PEEK OPTIMA Push-In Suture Anchor With Suture Passer
6-003-05	AUXILOCK [®] 5.5mm Knotless PEEK OPTIMA Push-In Suture Anchor With Suture Passer
6-003-07	AUXILOCK [®] 4.5mm Knotless PEEK OPTIMA Push In Suture Anchor With Driver, With Suture Passer
6-003-08	AUXILOCK [®] 5.5mm Knotless PEEK OPTIMA Push In Suture Anchor With Driver, With Suture Passer



RECOMMENDED INSTRUMENTATION

7-013-33 Switching Stick



7-013-34 Arthroscopic Probe - Shoulder



7-013-35 Tissue Elevator, Up



7-013-36 Tissue Elevator, Down



7-013-37 Rasp, Up



7-013-38 Rasp, Down



7-013-39 Ring Curette



7-013-40 Knot Pusher



7-013-41 Suture Retriever



7-013-42 Tissue Grasper



7-013-43 Suture Cutter/Knot Pusher With Lock, Ø4.2mm, V-Knotch, Left Opened



7-013-44 Hammer



7-013-23 Ø3.2mm Awl




7-013-24 Ø4.1mm Awl




7-013-32 4.5/5.5mm Knotless PEEK Anchor Driver



7-013-45 Tray For Shoulder Arthroscopy Instruments Set



7-013-46 Container For Shoulder Arthroscopy Instrument Set



7-013-52 Lid For Container Shoulder Arthroscopy Instrument Set



**USA**

Auxein Inc.
1500 Nw 89th Court, Suite 107-108
Doral, Florida 33172
Tel: +1 305 395 6062
E Fax: +1 305 395 6262
Email: USoffice@auxein.com

MEXICO

Auxein México, S.A. de C.V.
Tepic 139 int 801, Colonia Roma Sur,
Alcaldía Cuauhtémoc, CDMX,
México, C.P. 06760
Tel: +521 55 7261 0318
Email: info@auxein.mx

INDIA

Auxein Medical Pvt. Ltd.
Plot No. 168-169-170, Phase-4,
Kundli Industrial Area,
HSIIDC, Sector-57, Sonapat - 131028, Haryana
Tel: +91 99106 43638 | Fax: +91 86077 70197
Email: info@auxein.com

www.auxein.com

